

1. Download the Myzone App (from Google Play or the App Store).



[Google Play Link](#)



[App Store Link](#)

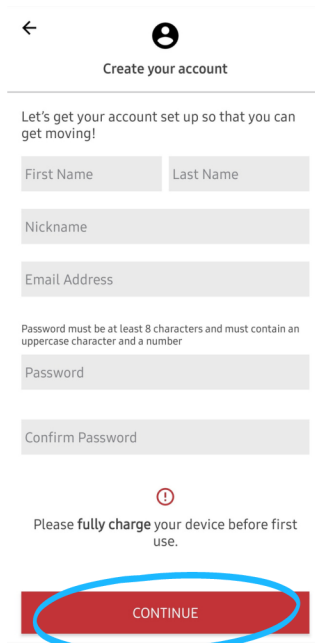
Uninstall

Open

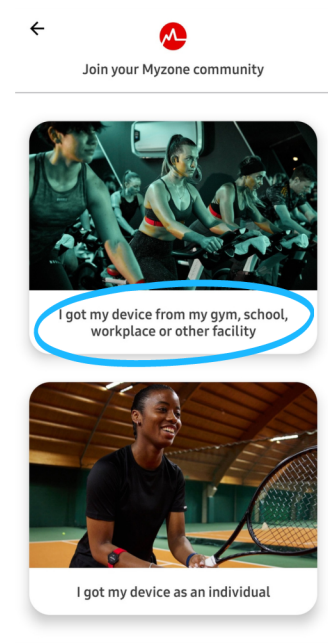
2. Open the Myzone App, then click "Create Account"



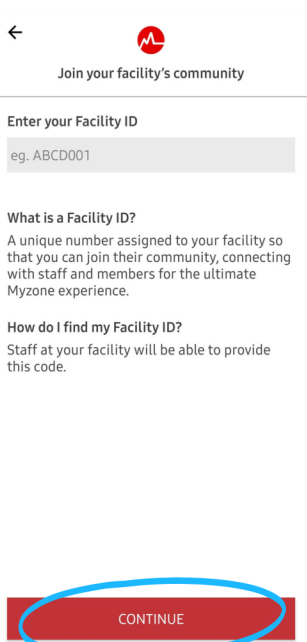
3. Fill out your contact information, then click "Continue"



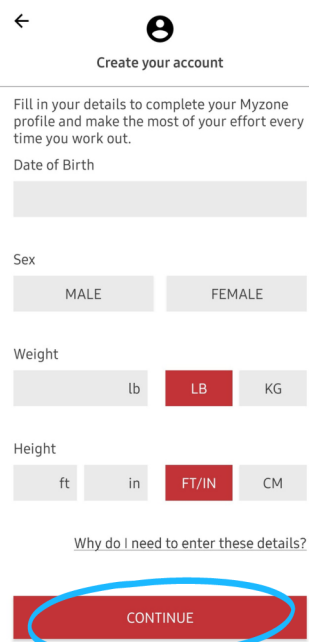
4. Select "I got my device from my gym, school, workplace or other facility"



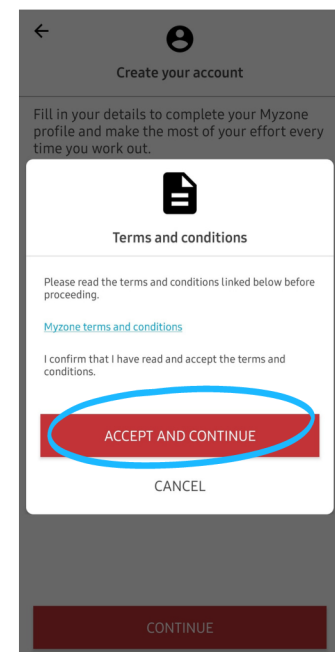
5. Enter your Facility ID: **PSSWUS001** (case sensitive), then click "Continue"



6. Fill in your profile details, then click "Continue"



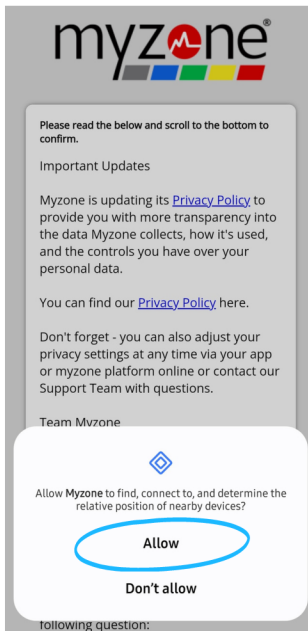
7. On the Terms & Conditions page, click "Accept and Continue"



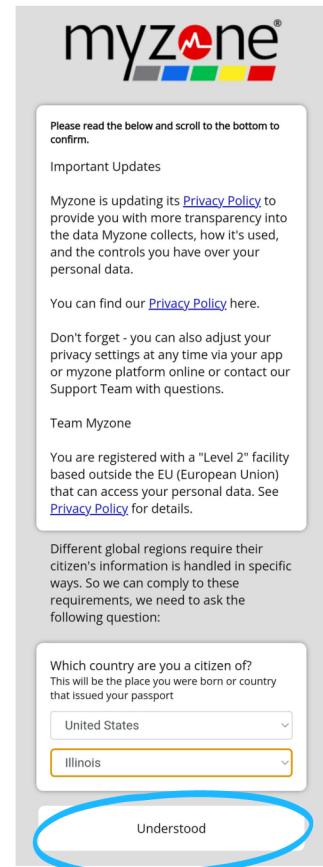
8. On the Account Created screen, click “Ready to Get Moving?”



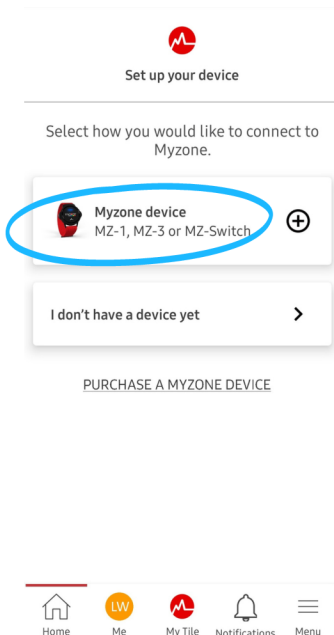
9. Click “Allow” to find, connect to, and determine position of nearby devices



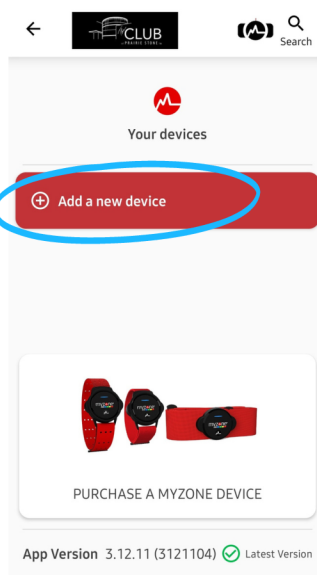
10. Read the updates and select “United States” and “Illinois”, then click “Understood”



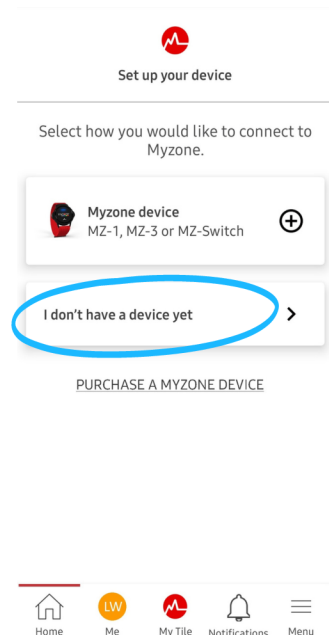
11. If you have a device, click “Myzone device”



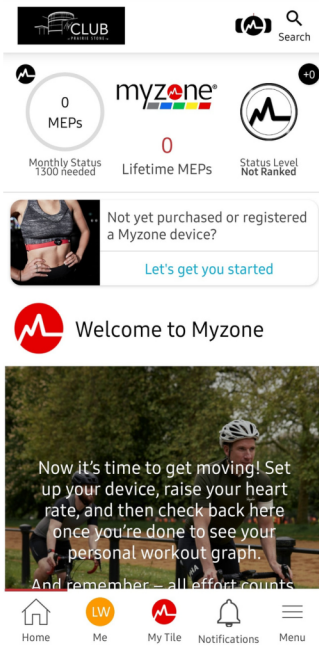
12. Click “Add a new device and follow instructions



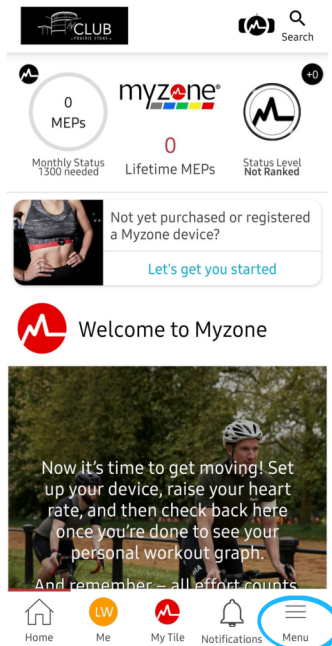
13. If you don't have a Myzone device, click “I don't have a device yet”



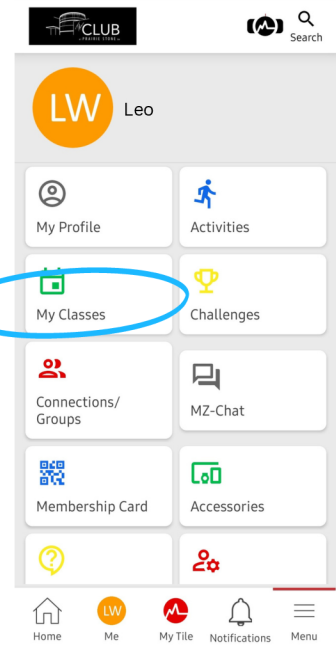
14. You'll then see a Home screen with The Club logo in the upper left



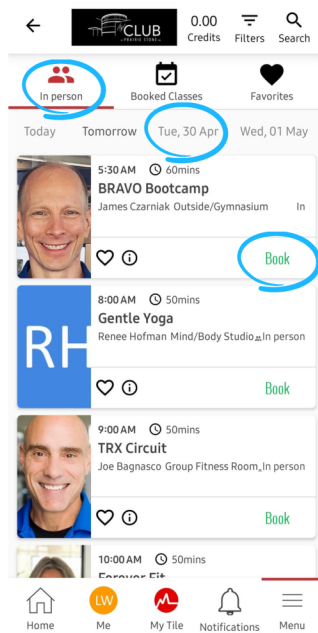
15. To access Group Fitness & HIIT classes, click "Menu" at the bottom right corner



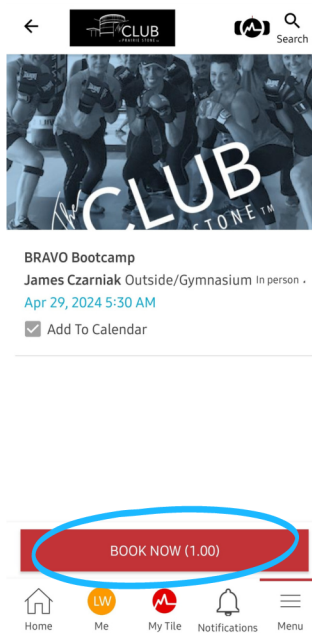
16. Click on "My Classes" to view available Group Fitness & HIIT classes



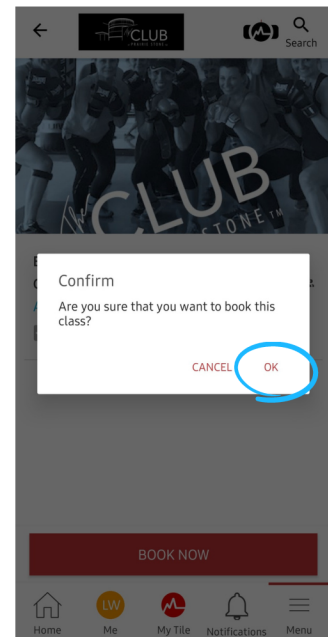
17. Click "In Person", select your desired date, find a class and click "Book"



18. Click "Book Now" to secure your spot in the class

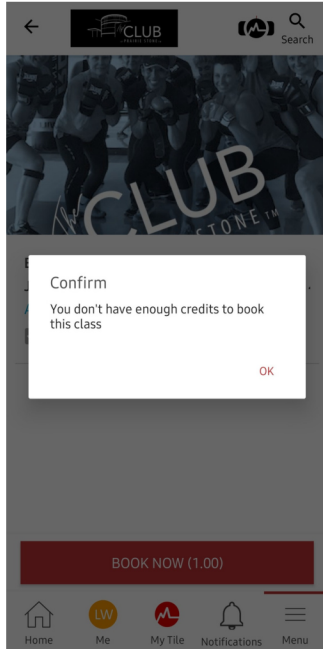


19. Click "OK" to confirm you want to book the class



FREQUENTLY ASKED QUESTIONS

QUESTION: What happens when I try to book a HIIT or Bootcamp class and see the screen below?



ANSWER:

If your membership **does not** include the additional monthly HIIT CLUB classes, you will not be able to book a HIIT or Bootcamp class on the Myzone app.

If you've **upgraded** your membership to include the additional monthly HIIT Club classes and you still see this screen on the Myzone app, please contact the Member Services department at 847-285-5403 and provide your profile details so credits can be added to your account.

QUESTION: How do I find class descriptions on the Myzone app?

ANSWER:

On the class schedule page, click the "i" (information) icon. A pop up will appear with the class description. Click "OK" when finished viewing.

